



Acceptance Letter

International Journal of Social Science and Economic Research (ISSN: 2455-8834)

<http://ijsser.org/>

Dear Author,
Rina Pratiwi

Congratulations! As a result of reviews and revisions, we are pleased to inform you that your following Manuscript has been formally accepted for publication in **International Journal of Social Science and Economic Research**.

Title : DIFFERENCE OF FINANCIAL RATIO ANALYSIS BASED ON BALANCED SCORECARD FINANCIAL PERFORMANCE IN IMPROVING ISLAMIC BANKING (STUDY METHODS MIXED).

Volume 4 No. 10 (Issue October 2019)

Paper ID- SSE0874

Prof. PACHA. MALYADRI

Editor-In-Chief

International Journal of Social Science and Economic Research

Website: <http://ijsser.org/>



**"DIFFERENCE OF FINANCIAL RATIO ANALYSIS BASED ON BALANCED
SCORECARD FINANCIAL PERFORMANCE IN IMPROVING
ISLAMIC BANKING (STUDY METHODS MIXED) "**

Rina Pratiwi, SE, M. Ak - College of Economics Swadaya

Accounting major

ABSTRACT

Financial ratio analysis based balanced scorecard is a performance measurement tool that uses aspects of both financial and non-financial. The data used in this research method is the primary data and secondary data. The population in this research is government-owned Islamic Bank (BSM) and privately-owned Islamic Bank (BUKOPIN) while the sample in this study was obtained from the annual report of financial statements of government-owned Islamic Bank (BSM) and privately-owned Islamic Bank (BUKOPIN). Results of the study was measured using a formula and use the processing data analysis, descriptive and inferential. This study aims to determine the rate of growth of financial performance in analyzing financial ratios of Bank Syariah Mandiri and Bank Syariah-based Balanced Scorecard BUKOPIN with mixed method study.

Results of this study was obtained from the analysis of financial statements in assessing the financial growth ratio, CAR, NPL / NPF, ROA, ROE, NIM, ROA, LDR / FDR that could affect the financial performance of Islamic banking. From the analysis of financial ratios can also describe a systematic and factual financial performance of Bank Syariah owned by the government (BSM) and Bank Syariah private property (BUKOPIN), whether pengelolaan capital, asset quality, earnings, liquidity, effectiveness, and profitability of its finances is already running pretty good, as well as the efforts of what needs to be done in analyzing the financial ratios in improving the financial performance of Islamic banking.

Keywords: financial performance, balanced scorecard, *financial ratios*, Mixed method.

ABSTRACT

In the world of sharia banking is in need of financial performance appraisal system Because, by using the data accurate results then more Appropriate in the preparation of Islamic banking organization strategy. The population in this study is the government - owned Sharia Bank (BSM) and private Islamic Bank (BUKOPIN) while the sample in this study Obtained from the annual report of Sharia Bank financial statements are owned by the government (BSM) and Private Bank Syariah (BUKOPIN). The results were measured using a formula and using the data analysis processing that is descriptive and inferencing. This study aims to Determine the level of financial performance in analyzing the growth of financial ratios of Bank Syariah Mandiri and Bank Sharia BUKOPIN based balanced scorecard with the mixed method study.

The results of this study were Obtained from the analysis of financial statements in measuring the growth rate of financial ratios CAR, NPL / NPF, ROA, ROE, NIM, ROA, LDR / FDR roomates can Affect the level of financial performance of sharia banking. From the results of this financial ratio analysis can also systematically and factually describe the financial performance of Bank Syariah owned by government (BSM) and Private Bank Syariah (BUKOPIN) from, whether capital management, earning asset quality, profitability, liquidity, effectiveness, and financial profitability have been running good enough, and what Efforts need to be done in analyzing the financial ratios in improving the financial performance of Islamic banking.

Keywords: Financial performance, balanced scorecard, financial ratio, mixed method.

I. Introduction

1.1 Background Research

Information on the bank's financial statements as part of efforts to assist businesses in assessing the financial condition of a bank. The financial statements issued by banks is one source of information about the bank's financial position, performance and changes in financial position of the bank is very useful for assessing the financial performance of the bank. The financial statements of banks can be used as a performance measure for banks in processing financial ratios. Analysis of the bank's financial performance started with reviewing the financial statement data, calculate, compare or measure, interpret and provide solutions. The calculations were performed to analyze the financial performance of banks that can be done using a variety of analysis techniques, such as by using the techniques of financial ratio analysis.

Recognized sharia transaction mechanism more equitable, transparent and of course the business is also profitable. No exaggeration to product - Islamic financial products in such Islamic banking, Islamic insurance, Islamic bonds and sukuk sharia began much in practice in many countries, not only in predominantly Muslim countries. Singapore was determined to make his country as an Islamic economic ties in Asia, and the United Kingdom has been proclaimed as the gateway entrance of Islamic economics in Europe. This is evidence that Islamic financial services can be accepted and practiced by all people. The difference between government banks and private banks are located in terms of ownership. Bank government is the establishment of banks and capital owned by the government, while private bank is a bank whose capital is owned establishments and private. So that state banks can grow and thrive in the competitive banking competition, of course, the government bank must have a good financial performance. Financial performance presented by the bank can be used party - parties, such as including investors, creditors and parties - other parties to predict financial performance in fact and in the future in each period. To measure whether or not the performance of a company is generally carried out an assessment of the company's financial performance yourself by using ratios - financial ratios.

including investors, creditors and parties-other parties to predict financial performance in fact and in the future in each period. To measure whether or not the performance of a company is generally carried out an assessment of the company's financial performance yourself by using ratios-financial ratios.

1.2 GAP Research

From the results of the research journal table-previous research that has been done by previous investigators, among others:

1. Using mixed methods research methods, which indicates significant financial ratio+for performance balanced scorecard, the results are as follows: Based on the results obtained sig (two-tailed) of $0.000 < 0.05$, it can be concluded that H_0 is rejected and H_a accepted, which means there a significant difference between the average-average Mudharabah financing and financing with Musharakah contract extended by BUS, from the output results also showed a significant difference between the average-price of financing with musharakah contract distributed by the SRB.
2. Subsequent research showed that where significant financial ratio-to the balanced scorecard performance, the result is as follows: This study shows that the empirical results of LDR/FDR had a negative impact on ROA, but significant at conventional banks. Probability score Jarque-Bera of Conventional Bank is 0.122401, 0.006224, while for Bank Syariah. It shows that there are some periods where banks are not fully efficient with a lower value than the period.
3. results of recent research which showed no significant financial ratio of the balanced scorecard performance, the results are as follows: BSM unstable KAP development, when seen from the productive assets of BSM, every year is always increasing.

1.3 Problem Formulation

Presentation of the financial statements can be analyzed how much the increase and decrease in the growth of Islamic Banking by using ratio - ratio of financial performance such as CAR, NPL/NPF, ROA, ROE, NIM, ROA, and LDR/FDR. applied balanced scorecard-based application using quantitative and qualitative methods (mixed methods), with the problems that can be formulated as follows:

1. How the analysis of financial ratio differences based balanced scorecard to improve the financial performance of Islamic banking?
2. What is the effectiveness and efficiency as well as the activities of third party funds toward operational financial performance of Islamic banking?

1.4 Research purposes

Based on the above background, this study only focused on the analysis of the differences in financial ratios based on the balanced scorecard Islamic Bank owned by the government (BSM) and Bank Syariah private property (BUKOPIN) using several ratios are: NPL, CAR, ROA, ROE, NIM, BO/PO, LDR/FDR. The goals to be achieved from this research are:

1. To know the difference financial ratio analysis based balanced scorecard to improve the financial performance of Islamic banking.
2. To determine the effectiveness and efficiency as well as the activities of third party funds toward operational financial performance of Islamic banking.

1.5 Uses and Benefits Research

The usefulness and benefits of this research are intended for:

1. For Authors

This study is expected to provide reference and information and the development of the theory for further research based on the analysis of financial ratios of the balanced scorecard in improving the financial performance of Islamic banking (mixed method study)

2. for Readers

This research is expected to be useful in analyzing the add insight and knowledge-based balanced scorecard of financial ratios to improve the financial performance of Islamic banking (mixed method study).

3. For Banking Industry

As an input to take a decision regarding the level of financial performance-based Islamic Bank Balanced Scorecard by measuring and analyzing the ratio of the financial statements of the Islamic Bank, in processing and improve financial performance.

4. For Government

Can be used as a means of evaluating the level of the financial performance of the Balanced Scorecard-based Islamic Bank that aims to control and oversee the soundness of Islamic banking.

5. For Community

Provide information and knowledge in the economic field, especially regarding the Islamic system of Sharia Bank's financial performance so wisely invested in a bank and make it easier to observe the development of Islamic banking information.

II. THEORETICAL BASIS

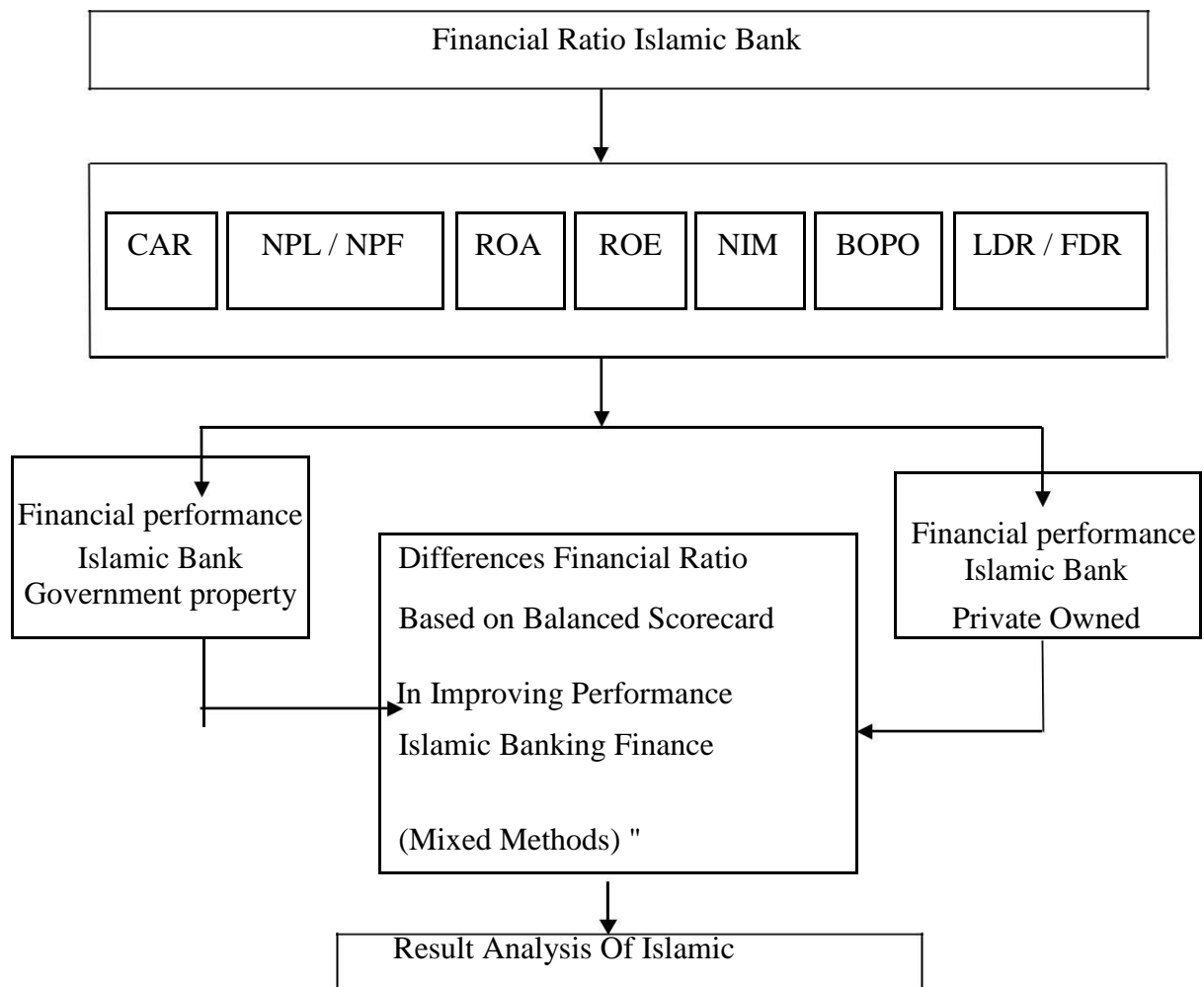
2.1 Theory of Signaling (Signaling Theory)

According Jama'an (2008) signaling Theory argued about how should a company give a signal to users of financial statements. These signals in the form of information about what has been done by the management to realize the wishes of the owner. Signals can be either promotional or other information which states that the company is better than any other company. Signal theory explains that the signaling is done by managers to reduce information asymmetry.

2.2 Framework for Thinking

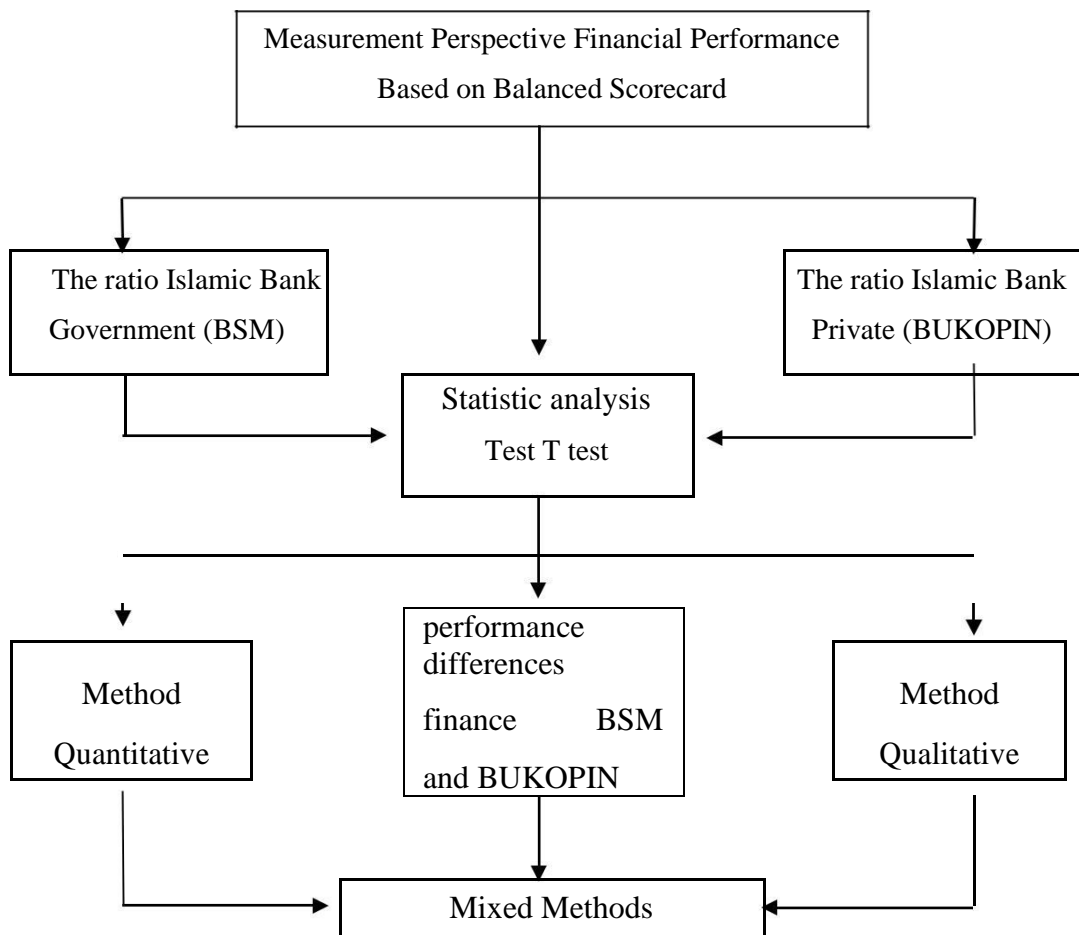
Here is a framework of a selected title, so it can be described comprehensively and concisely as follows: Banking Source : Modified Author (Rina,2019)

**Figure 2.1
framework for Thinking**



Measuring the level ratio Islamic Bank in this study, can be described systematically using CAR, NPL / NPF, ROA, NIM, ROA, LDR / FDR where the financial performance of Islamic banks are real, both Islamic Bank owned by the Government and Bank Syariah private property having a difference in the achievement of corporate strategy that can determine and improve financial performance on the basis of the Balanced Scorecard.

Figure 2.2
Research Model



Source: Modified author (Rina, 2019)

Model study aimed to see the difference in the ratio of Bank Syariah Government and Ratio Islamic Bank Private hence, in this study can be tested by measuring the statistical analysis using different test T - test, where the measurement will be obtained of how the level of financial performance in this case is done Bank Syariah Mandiri Bank Syariah namely the Government and the ratio of private banks of Bank Syariah Bukopin.

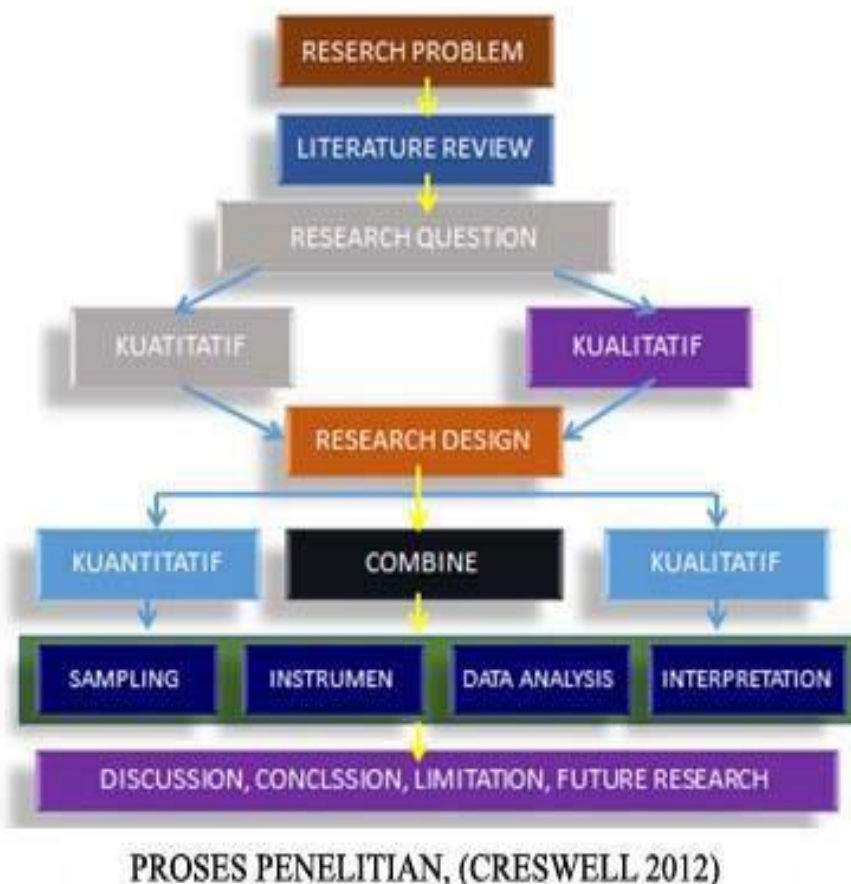
III. RESEARCH METHODOLOGY

3.1 Design Research Combination (Mixed Methods)

In this study, researchers used a combination of the type of research (mixed methods) which is a research approach that combines or connect the quantitative and qualitative research methods. According to Donna M. Mertens (2010): The study is a combination of research, where researchers collect and analyze data, integrating the findings and draw conclusions by inference using two approaches or methods of qualitative and quantitative research in one study. This combined method is used to answer research questions on the project / research activities.

Figure 3.1

Mixeds Research Process Method



3.2 Population And Sample

Population is a generalization region consisting of the object or subject that has certain qualities and characteristics defined by the researchers to learn and then drawn conclusions (Sugiyono, 2009: 115).

The population used in this study are all government Islamic Bank and Bank

Private Sharia registered in the Central Bureau of Statistics of Bank Indonesia (BI), populations taken in this study there were two Islamic Bank, which each - each state-owned Islamic Bank, Bank Syariah Mandiri are located in areas Jatiwaringin, No. 110, D,

E Pondok Gede, Bekasi, while privately-owned Islamic Bank, Bank Syariah Bukopin, Jl. Lt. MT Haryono No. Kav 50-51, RW.4, Cikoko, Pancoran, South Jakarta, Jakarta Raya 12770.

The sample is part of the number and characteristics possessed by this population (Sugiyono, 2009: 116). The sampling technique in this study using Random Sampling Convenience, which is not limited to each element of the population to be selected as a sample. Based on the selection criteria of population above, the number of samples obtained two samples is the ratio of the state-owned Islamic Bank Financial (BUKOPIN Tbk PT Bank Syariah) and financial ratios privately owned Islamic Bank (PT Bank Syariah BUKOPIN Tbk).

table 3.1

Research samples

No.	Name of Bank Syariah	Samples Ratios Islamic Bank
1	Government Islamic Bank (BSM)	BSM Financial Statements
2	Private Islamic Bank (BUKOPIN)	Financial Statements BUKOPIN

Source: Website, Bank Syariah.

The data used in this study are:

1. Primary data

Primary data specifically collected to measure the level of employee performance seen from the ratio - the ratio of Bank Syariah finance. Data obtained from employees of Bank Syariah Mandiri and Bank Syariah Bukopin.

2. secondary data

In this study used secondary data is the bank's annual report - published in Islamic Banking Islamic Banking website. Of financial statements to analyze the information obtained ratio - a financial ratio used to seeing the growth of Islamic banking. Financial ratios used in government and Bank Syariah Bank Syariah-based private sector balanced scorecard include: CAR, NPL / NPF, ROA, ROE, ROA, and LDR / FDR. In addition to use literature, periodicals, and documents related to the financial performance of Bank Syariah.

3.3 Data Collection Methods

These data collection methods to perform the steps - steps explicitly makes this analysis is becoming increasingly light and refraction, coped with the essential requirements of qualitative analysis in the form of a little creativity, tenacity systematic, feeling good conceptual and cognitive flexibility to get the right way to interpret or transform data and try another way that is more promising. The data collection methods used in this study are:

1. Methods of collecting primary data using data obtained from employees of Bank Syariah Mandiri and Bank Syariah Bukopin. While the assessment of financial performance include interviews with employees of the finance department of Bank Syariah Mandiri and Bank Syariah Bukopin.

2. Secondary data collection by using the report or data that has been provided / presented, and learn some of the relevant literature to obtain a theoretical overview of the concept of the Balanced Scorecard performance assessment. The data in this study may be related information from the Internet, magazines, additional documents from the module of Bank Syariah Mandiri, to be able to know the profile of the company, an overview of the company and get a financial report of the Bank - Bank Syariah which can be downloaded from the website.

3.4 Engineering Data Analysis

The techniques used in this study is a quantitative and qualitative analysis techniques, while the quantitative statistical analysis consisting of:

1. Descriptive statistical analysis was to get a general idea about the various characteristics of the phenomena or population or issue that belongs. In this analysis the various figures presented summary statistics for the average - average and various depictions with images, charts, and diagrams as well as the plot.
2. Infrensia Statistical analysis was to test the hypothesis based on a sample, whether a hypothesis about the value of a parameter, such as the average - average arithmetic, proportion and correlation coefficient of the relationship between the two variables are statistically significantly different statistically.

The Hypothesis Testing with statistical analysis techniques that can be used by performing different test analysis in a statistical formula due to test for differences between the two samples that relate the use of different test analysis, namely t-test. This method is used to determine whether two samples are related or otherwise have a flat - a different price or not. Different test t-test was performed by comparing the difference between the two value-average with a standard error of the mean difference-an average of two samples or formula can be written as follows:

Average - Average sample that has a
relationship

The standard error of the difference the average -
average second sample

Standard error of the difference in the average values are normally distributed. So the purpose of the test t-test is to compare the average-average of two groups associated or otherwise with each other. Are the two groups have a value-average the same or not as significantly.

While between group variance can be calculated with the following formula:

Total Variance = between groups + within group
(Explained) variance (Error) variance

If F arithmetic with Equal variance assumed (both assumed equal variances) have sig. > 0.05 then stated that the two variants of the same. When the same variance, then you should use the Equal basic assumed variance (assumed to be two variants of the same) to t. If t sig. <0:05, said the performance of Bank Syariah owned by the government (BSM) with Bank Syariah private property (BUKOPIN) there are significant differences, otherwise if t sig> 0.05 otherwise the performance of Bank Syariah owned by the government (BSM) with Bank Syariah private property (BUKOPIN) there is no difference in value - average significantly.

To find out whether identical or not the population variance with the hypothesis as follows:

HO: Variance population ratio between the Bank Syariah finance government and private Islamic Bank is the same.

HA: Variance population ratio between the Bank Syariah finance government and private Islamic Bank is different.

If F arithmetic with Equal variance assumed (both assumed equal variances) have sig. < 0.05 , then declared that the two different variances. When these two different variances, then to compare two populations with t-test should use basic Equal variance not assumed (assumed both variants are not the same) for t. If t arithmetic with Equal variance not assumed had sig. > 0.05 , it can be said that the financial performance of state-owned Islamic Banks (BSM) with privately-owned Islamic Bank (BUKOPIN) there is no significant difference, but if sig. > 0.05 , it can be stated that the financial performance of state-owned Islamic Banks (BSM) with privately-owned Islamic Bank (BUKOPIN) there are significant differences. From SPSS output should be seen that the value of t on equal variance assumed and the significance probability of 0.000 (two tail). So we can conclude whether there is a significant difference or otherwise between financial ratio Islamic Bank owned by the government and privately-owned Islamic Bank

3.5 Measurement Variables

In the measurement of the study variables, can be defined that the variable is an attribute or trait/values of people or objects or activities that have a particular variation determined by research to be studied and deduced (Sugiyono: 32). The measurement of the ratio variable in the calculation of financial ratios in this study can be seen in the table below formula as follows:

table 3.2
Variable Ratio Measurement

No.	variable	ratios Spoken	Measurement	Reference
1	credit	NPL	$\text{NPL} = \frac{\text{NPL}}{\text{total Credit}} \times 100\%$	Mudrajat kuncoro & Suhardjono (2002: 462)
2	Assets Productive	CAR	$\text{CAR} = \frac{\text{capital Bank}}{\text{Risk Weighted Assets}} \times 100\%$	Dendawijaya (2009, p. 121)
3	Rentabilit US economy	ROA	$\text{ROA} = \frac{\text{Net profit}}{\text{Average - Average Total Assets}} \times 100\%$	According to Sudana (2011, hal.22)
4	Rentabilitas Capital Stock	ROE	$\text{ROE} = \frac{\text{Profit After Tax}}{\text{Owner's equity}} \times 100\%$	BI 2011
5	Net	NIM	$\text{NIM} = \text{Interest Income} - \text{Interest Expence} \times 100\%$	BI 2011

	interest margin		$\frac{\text{total Assets}}{\text{interest margin}}$	
6	Efficiency	BO / PO	$\text{BO / PO} = \frac{\text{Operating Expenses}}{\text{Operating income}} \times 100\%$	(Dendawijaya, 2009)
7	Liquidity	LDR / FDR	$\text{LDR / FDR} = \frac{\text{Total Loans}}{\text{Total From a Third Party}} \times 100\%$	BI 2011

Source: Bank Indonesia Regulation Number 13/01 / PBI / 2011

Variable indicator of this study is to distinguish between the financial performance of both banks, among others in the following manner:

1. Bank Syariah Mandiri Financial ratios on the level of state-owned capital, liquidity, assets, profitability, efficiency, solvency and profitability of standalone Islamic bank in improving the financial performance of the balanced scorecard based standalone Islamic bank
2. Bank Syariah Mandiri Financial ratios private property to the level of capital, liquidity, assets, profitability, efficiency, solvency and profitability Bank Syariah Bukopin in improving financial performance based on a balanced scorecard Bank Syariah Bukopin.

Table 3.3
criteria ratio

Ratio	CAR	NPL	ROA	ROE	NIM	BOPO	LDR / FDR
Criteria	8%	-5%	1.5%	12%	RLTF	92%	85% - 110%

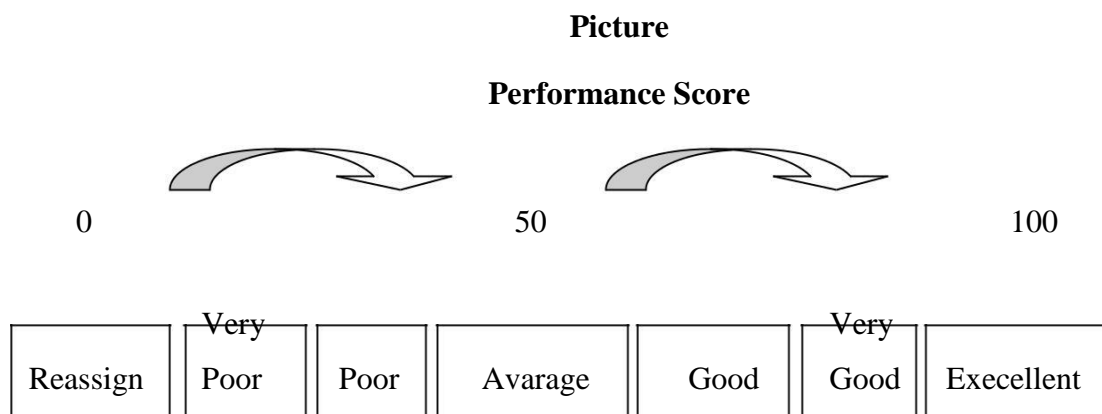
Source: Bank Indonesia Regulation Number 13/01 / PBI / 2011

Measurements in this study was also conducted to calculate the level of achievement of the company's management to measure the results-based approach balanced scorecard during the period examined in the study of the target set by the management company. The calculation of the value achievement in the BSC outcome measures are as follows:

table 3.4
Variable Measurement BSC

Variable	Approach	Measurement	Reference
Achievement Target	BSC	$= \frac{\text{The results obtained in the period (t)}}{\text{Target}} \times 100\%$	Kinnear, 2006

According Salterio in Puspita (2007), the measurement results are then compared with a total score of 100. The scale is a scale showing the performance of the organization studied, namely:



The results of the weighting of the financial perspectives, objectives - strategic objectives and indicators of results will form the company's performance measurement table with BSC approach. After calculating the level of achievement, the next step is to calculate the value of the resulting performance scores of each - each the size of the result. Performance score is obtained by multiplying the degree of achievement of the predetermined weight.

table 3.5

measurement variable

Strategic Measurement BSC

Strategic Goals Perspective finance	Strategic size Bank Syariah Government And Private		Target assigned
	size Results <i>(Lag Indicators)</i>	Booster size <i>(Lead Indicator)</i>	
Cost efficiency operational	Decrease Cost operational	effectiveness and process efficiency operational fair	100%
Enhancement Reception	Growth Party funds Third (DPK)	Increasing Potential Customer funds	100%

Source: Book BSC (Yuwono, 2007)

Government performance measurement Islamic Bank (Bank Syariah Mandiri) and Private Islamic Bank (Bank Syariah Bukopin) on the financial perspective can be seen from the strategic objectives of the effectiveness of operational cost efficiency and a reasonable operational processes and the increasing acceptance of the potential growth in third party funds.

IV. ANALYSIS RESULTS AND DISCUSSION

4.1 Descriptive Statistics Overview

The study was conducted over three years and a total population of 2 Islamic Bank and the total sample used by 2 ratio of the financial statements of government-owned Islamic Bank (BSM) and privately-owned Islamic Bank (BUKOPIN), periods per December 31, 2014 s / d in 2017.

This study will look at the financial performance of Bank Syariah owned by the government (BSM) and Bank Syariah private property (BUKOPIN) measured by Capital Adequacy Ratio (CAR), Non Performing Loan (NPL), Net Interest Margin (NIM), Return on Assets (ROA), Return on Equity (ROE), ratio of cost efficiency and cost perasional (ROA), and loan to deposit ratio (LDR).

Table 4.1

Growth dynamics BSM And BUKOPIN

No.	name ratio	Ratio Year 2014		Ratio Year 2015		Ratio Year 2016	
		BSM	BUKOPIN	BSM	BUKOPIN	BSM	BUKOPIN
1	CAR	14,12	14.80	12.85	16.31	14.01	17.00
2	NPL / NPF	4.29	3.34	4,05	2.74	3.13	2.72
3	ROA	0.04	0.27	0.56	0.79	0.59	0.76
4	ROE	0.94	2.39	0.92	5.35	0.59	5.15
5	NIM	6.20	2.75	5.75	3.14	5.81	3.31
6	BOPO	97.59	90.39	91.71	79.18	91.12	82.23
7	LDR / NPF	82.13	92.89	81.99	90.56	79.19	88.18

Source: Financial Statements of BSM and BUKOPIN (2014 s / d 2016)

The results stated financial ratios of government-owned Islamic Bank (BSM) and privately-owned Islamic Bank (BUKOPIN) obtained the value of the capital adequacy ratio

for 2014 which CAR BSM amounting to 14.12% and CAR BUKOPIN amounted to 14.80% for 2015 which CAR BSM amounted to 12.85% and CAR BUKOPIN amounted to 16.31% for 2016 which CAR BSM amounting to 14.01% and amounted to 17.00% CAR BUKOPIN. Whereas the criteria set PBI minimum standard is 8%. By looking at the ratio of high to BSM and BUKOPIN CAR, the smaller the risk of failure of the bank because the bank's assets that the risk has been financed by the bank's own capital. The value of non-performing loans ratio for 2014 is NPL / NPF BSM 4.29% and NPL/NPF BUKOPIN amounted to 3.34%, for 2015, namely NPL / NPF BSM 4,05% and NPL / NPF BUKOPIN of 2.74 %, for 2016, namely NPL / NPF BSM by 3.13% and NPL / NPF BUKOPIN by 2.72%, while the criteria set PBI 5%. By looking at the value of the ratio of -5% to NPL / NPF BSM and NPL / NPF BUKOPIN, it can be said that the troubled credit can still be addressed is made up of credit will be jammed to the customer is not able to pay part or all of its obligations.

Bank Syariah value ratio to generate earnings from assets that were used for 2014 that BSM ROA of 0.04% and ROA of 0.27% BUKOPIN, for 2015 which BSM ROA of 0.56% and ROA of 0.79% BUKOPIN , to 2016, BSM ROA of 0.59% and ROA BUKOPIN 0.76%, while the criteria set PBI 1.5%. By looking at the ratio value has not reached the standard of 1.5% against BSM ROA and ROA BUKOPIN then not maximum profit that can be achieved in terms of the use of the bank's assets. The value of the ratio of net income to the bank's own capital for 2014 that BSM ROE of 0.94% and ROE BUKOPIN amounted to 2.39%, for the year 2015 which BSM ROE of 0.92% and ROE BUKOPIN amounted to 5.35%, for BSM 2016 of ROE of 0.59% and ROE BUKOPIN of 5.15%, while 12% PBI criteria. By looking at the ratio value below the minimum standards gained 12% means that there is the ability of banks to make profits by dividend payments.

Value ratio of net interest margin for 2014 which amounted to 6.20% NIM BSM and BUKOPIN NIM at 2.75%, for the year 2015 which BSM NIM at 5.75% and NIM BUKOPIN 3,14%, for 2016, namely NIM BSM amounted to 5.81% and BUKOPIN NIM of 3.31%, while the relative PBI criteria in accordance with the bank. By looking at the value of BSM and BUKOPIN margin ratio then there is a difference between the interest income generated by banks and the amount of interest paid to lenders (deposits) where the value of a difference obtained by BSM greater than BUKOPIN. Value operational efficiency and effectiveness ratio for the year 2014 amounted to 97.59% BSM ROA and ROA BUKOPIN amounted to 90.39%, for the year 2015 amounted BOPO BSM BUKOPIN 91.71% and ROA of 79.18%, for the year 2016 amounted BSM BOPO BUKOPIN 91.12% and ROA of 82.23%, whereas 92% PBI criteria. By looking at the ratio of the value of BSM and BUKOPIN it can be said BSM ratio is approaching the value of the standard 92% means the ratio between operating expenses and operating income were made to the operational activities of BSM is efficient.

Value ratio of the total number of loans granted to third parties for the 2014 LDR / FDR BSM amounted to 82.13% and LDR / FDR BUKOPIN amounted to 92.89%, for 2015 LDR / FDR BSM amounted to 81.99% and LDR / FDR BUKOPIN amounting to 90.56%, for 2016 LDR / FDR BSM amounted to 79.19% and LDR / FDR BUKOPIN amounted to 88.18%, while the criteria for PBI 85% - 110%. By looking at the ratio of BSM and BUKOPIN already approaching the regulation standards means that the ability of both banks to repay depositors withdrawal of funds committed by relying on loans as liquidity.

Table 4.2

Strategic Target and Actual Measurement With Financial Perspective

Strategic Goals perspective finance	ratios	Target BSM	Realization BSM	rata2 100%	Target BUKOPIN	Realization BUKOPIN	rata2 100%
Cost efficiency operational	BOPO	75%	75%	100%	50%	65%	130%
Enhancement Reception	LDR / FDR	100%	110%	110%	100%	65%	65%

Source: Simulation BSM And Bukopin

By looking at the table measure the strategic BSC, it can be said that the effectiveness and efficiency of operational processes BSM already reached 100% of the target realization of expected BSM where the target 75% and achievement, also 75% of the average - average percentage of BSM, as well as influential directly to the increased potential of BSM customer funds where the average - average percentage of realization of the target of 110% has exceeded 100% is expected BSM means an increase in the growth of the third-party funds or the BSM customer funds. It can be said also that the process of operating and financial performance BSM is already quite good and running smoothly otherwise.

where the average - average percentage of acceptance of third party funds is still below target realization by 65%.

4.2 Hypothesis Testing Statistical Analysis

In something Statistical research to test the hypothesis can be done with statistical hypothesis test T - Test. In this study conducted in 3 years, where the statistics are as follows:
Statistics T-Test Results

table 4.3

One - Sample Statistics

	N	mean	Std. deviation	Std. error Mean
BSM	21	27.9800	38.77282	8.46092
BUKOPIN	21	28.7738	38.28252	8.35393

SPSS output shows the number of each - each respondent (N) No 21, a mean value of BSM is equal to 38.77282 27.9800 with a standard deviation, and standard error of the mean 8.46092 BUKOPIN while the mean value is equal to 28.7738, with a standard deviation of 38.28252, 8.35393 and the standard error of the mean. It is seen that the average - average ratio of BSM 279 800 and BUKOPIN 28.7738. In absolute terms it is clear that the average - average ratio of BSM and BUKOPIN different.

table 4.4

One - Sample Test

	Test Value = 0					
	T	Df	Sig. (2-tailed)	mean Difference	95% Confidence Interval of Difference	
					Lower	Upper
BSM	3307	20	.004	27.98000	10.3308	45.6292
BUKOPIN	3444	20	.003	28.77381	11.3478	46.1998

Seen from SPSS output that BSM t value of 3.307 with 0.004 probability for probability <0.05 then we can conclude that H0 is rejected or have variance

different. Thus the different test analysis t - test significant to BSM ratio is equal to 0.004 with significance probability 0.000 (two tail). While the SPSS output that t BUKOPIN value of 3,444 with a probability of 0.003 for the probability of > 0.05 then we can conclude that H_0 is rejected or have a different variance. Thus the different test analysis t - test significant to BUKOPIN ratio is 0.003 with significance probability 0.000 (two tail). So it can be concluded that the average - average ratio of government-owned Islamic Bank (BSM), and the ratio of private-owned Islamic Bank (BUKOPIN) within three years significantly different.

4.3 Discussion of Results

The result discussion research from processing data result analysis data conducted at Bank Syariah Mandiri and Bank Syariah Bukopin with study literature refers to the problem, research objectives, as well as the foundation of the theory among others as follows :

1. There are significant differences in view between the magnitude of the financial amount ratio Bank Sharia Government (BSM) and financial ratio Bank Sharia Private (BUKOPIN) based on a balanced scorecard of 95%, whereas in 2014 absolute ratio of 4.88644, and in 2015 that is equal to 6.17683, whereas in 2016 the absolute ratio of 4.53831.
2. The effectiveness and efficiency of operational processes BSM already reached 100% of the target realization of expected BSM where the target 75% and achievement, also 75% of the average - average percentage of BSM, as well as a direct effect on the increase in potential customer funds BSM where the average - average the percentage of realization of the target of 110% has exceeded 100% is expected BSM means an increase in the growth of the third-party funds or the BSM customer funds. It can be said also that the process of operating and financial performance BSM is already quite good and running smoothly. While the effectiveness and efficiency of operational processes BUKOPIN exceed the average - average percentage of realization of expected targets, namely 130%

ie the target set at 50% but the realization that occurs 65% means that BSM has increased operational costs and still must strive to reduce costs to optimize the activity of the effectiveness and efficiency of operational processes that are fair, then to target the realization of the potential of customer funds is also not yet reached the target of 100 % expected where the average - average percentage of acceptance of third party funds is still below the target of 65% realization. Then it can be analyzed that the process of operating and financial performance BUKOPIN yet stable. Thus private Islamic Bank (BUKOPIN) should also be more control and optimize the receipt of third party funds.

V. CONCLUSIONS AND RECOMMENDATIONS

5.1 Conclusion

Based on the results of research and data processing results of data analysis at Bank Syariah Mandiri and Bank Syariah Bukopin with a review of the literature that refers to the problem and research objectives and the basis of the theoretical basis for the author can be concluded as follows:

1. There are significant differences in view between the magnitude of the ratio of the number of Bank SyariaGovernment h (BSM) and the ratio of Private Islamic Bank (BUKOPIN) by 95%, whereas in 2014 the absolute ratio of 4.88644, and in 2015 that is equal to 6.17683, while in 2016 the absolute ratio of 4.53831. Given the significant differences in the magnitude of the ratio of the number of Islamic banking can make an effort - an effort to improve and control the growth of the Islamic Bank's financial ratios.
2. The effectiveness and efficiency of operational processes BSM already reached 100% of the target realization of expected BSM where the target 75% and achievement, also 75% of the average - average percentage of BSM, as well as a direct effect on the increase in potential customer funds BSM where the average - average the percentage of realization of the target of 110% has exceeded 100% is expected BSM means an increase in the growth of the third-party funds or the BSM customer funds. It can be said also that the process of operating and financial performance BSM is already quite good and running smoothly otherwise.

operating fairly, then to target the realization of the potential of customer funds is also not yet reached the expected target of 100% where the average - average percentage of acceptance of third party funds is still below the target of 65% realization. Then it can be analyzed that the process of operating and financial performance BUKOPIN yet stable and running smoothly.

5.2 Suggestion

Expected to Bank Syariah Mandiri and Bank Syariah Bukopin may consider implementing Islamic financial planning, based on a balanced scorecard. From the conclusions in this study, the authors suggest the following:

1. For the Government of Islamic Bank (BSM)

As an input BSM to take a decision regarding the level of financial performance-based Islamic Bank Balanced Scorecard by measuring and analyzing the ratio of the financial statements of the Islamic Bank, in processing and improve financial performance so as to minimize level errors - errors financial performance that the bank could go ahead and thrive in any conditions and away from bank failure / bankruptcy. In general, from in terms of capital efficiency and performance finance BSM already pretty good.

2. For Private Islamic Bank (BUKOPIN)

BUKOPIN should further optimize its performance, where the views of the operating and financial performance BUKOPIN that has not run smoothly and effectively. In effort Upgrade ratio finances the BUKOPIN need account the effectiveness and efficiency of operating processes. By looking at the results of calculation of financial ratios Private Islamic Bank (BUKOPIN), obtained the average - average percentage of costs in excess of the target realization means BUKOPIN increased

operating costs and still must strive to reduce costs to optimize the activity of the effectiveness and efficiency of operational processes that are fair, then to target the realization of the potential of customer funds is also not yet reached the target of 100% is expected in which the average - average percentage of acceptance of third party funds is still below the target of realization with thus Islamic Bank Private (BUKOPIN) should also further optimize the receipt of third party funds and the need to improve and control the return ratio - the ratio of the overall finance in an effort to boost the growth of the financial ratios as an attempt to do the Government Islamic Bank (BSM) above.

REFERENCES

- Asra, Abuzar. Irawan, Pugu BoDro and Purwoto, Agus. 2015. "Research methods Survey". Bogor: Inmedia
- Ghozali, M. Com, Art, Prof. Dr. H. Imam. 2013. "Multivariate Analysis Applications With IBM SPSS 21 Program Update PLS Regression". Semarang: Diponegoro University.
- Gaspersz, Vincent. 2002. "Balanced Scorecard With Six Sigma For Business And Government Organizations". Jakarta: PT. Gramedia Pustaka Utama.
- Yuwono, S. et al. 2007. "A Practical Guide Preparation The Organization Towards Balanced Scorecar Focusing on Strategy". Jakarta: PT Gramedia Pustaka Utama.
- Harahap Wiroso, Sofyan. S and Yusuf Muhammad. 2010. "Accounting for Islamic Banking". Jakarta: LPFE Usakti.
- Iskandar Ahmad. 2011. "Bank Recapitalization Bonds". Dian Rakyat. Jakarta.
- Janwari, Yadi Dr. 2015. "The Islamic Financial Institutions". Bandung: PT. Youth Rosdakarya.
- Offset, John J. Wild, KR. Subramanyam. "Analysis of Financial Statements". Jakarta edition: Salembah Four.
- Janwari, Yadi Dr. 2015. "The Islamic Financial Institutions". Bandung: PT. Youth Rosdakarya.
- Offset, Kreitner, Robert and Kinicki, Angelo. "Organizational behavior Organization Behavior". Issue 5. Jakarta: Four Salemba.
- Lakshmana, Joshua. 2009. "Guidelines Practical *account Officer* Bank sharia ". Jakarta:

PT.Gramedia Pandia.

Frianto. 2012. "And Health Funds Management Bank". Jakarta Rineka Reserved.

Riyadi M.si, Selamat Drs. 2006. "*Banking assets and Liability Management* ", Edis 3.
Jakarta: Rineka Reserved.

Rozalinda, M.Ag, Dr. 2016. "Jurisprudence Islamic Economics". PT. King Grafindo Persada.
Depok.

ISBN. 2017. "Islamic Financial Accounting Standards". Jakarta: Indonesian Institute of
Accountants.

Hasibuan SP Malay. H. Drs. 2015. "Basic - basic banking". Jakarta: PT. Earth Literacy.

Soemarso. SR 1999. "Accounting An Introduction". Issue 4. Jakarta: PT. Copyright
performance

Zaim Saidi. 2010. "No sharia Islamic Bank In Indonesia And Road exit towards Muamalat".
Yogyakarta: Delokomotif.

Yusuf Muhammad, SE. MM, Wiroso. SE. MBA. 2007. "Islamic Business" Jakarta: Media
Partners.

Generous Adiwarmam, Rahardjo Dawam. Prof. M. Dr. 2003. *Fiqh Islamic Bank Analysis And
Finance* ". Jakarta: Indonesian T III.

Miles. B. Matthew, Huberman Michael. A. "Qualitative Data Analysis", Books & Resources
About New Methods. Jakarta: Sage Publications.

Sumar'in, SEMSi. 2012. "Introduction to Accounting. First Edition ". Yogyakarta: Graha
Science.

Nengsih Novia. 2015. "The Role of Islamic Banking In implementing the Inclusive Finance
in Indonesia ". Etikonomi. Vol.14 Journal, No. 2, Page 221-240, October

Saripudin Amar. 2015. "And the Bank Syariah Conventional Banks (Study)

Bank Muamalat And DKI) ". The thesis of Islamic Finance.

Precious Kusumo Yunanto. 2008. "Financial Performance Analysis of Bank Syariah Mandiri Period 2002-2007 (With PBI Approach 9/1 / PBI / 2007" .*Economic journal*Islam. Vol II, 1, Page 109-131, July.

Yuliana Suadah, Suhel, Abdul Bashir. 2017. "Comparative analysis of Profit Sharing Between Islamic Financing Rural Bank (BPRS) In Indonesian ". *International Journal of Economics And Financial Issues*. Vol 7, No 2, Page 266-270.

Hazrati Amalina Shinta. 2015. "A Comparative Study Of Efficiency Between Conventional And Islamic Bank In Indonesia" *AESS .Jurnal publications*.Vol. 5, No.5, Hal.790 -804.

FSA. 2016. "Training of Trainers set of materials Capital of Islamic Capital Markets".
Training of Trainers Module Islamic capital markets. Jakarta.

Hidayah Nurul, SE. 2009. "Cost Accounting diktat". Jakarta: Center for Research and Economic Development Society (P3EM).

Markidi, MM. "Research Methodology diktat". Jakarta: Center for Research and Economic Development Society (P3EM).

Hery, SE., M.Si., RSA., CRP. 2015. "Introduction to Accounting Comprehensive Edition".
Jakarta :
PT. Grasindo.

Financial statements BSM

Financial statements BUKOPIN

website BSM

website BUKOPIN

